



NIMBLE-L RECESSED LUMINAIRE 736B



Nimble -L 尼博

736B 嵌入灯

Recessed luminaires technical data sheet

736B 尼博线形嵌入灯, 采用优质铝合金型材灯体, 压铸铝端盖, 外观尺寸比例科学, 结构合理, 安装维护方便灵活。“U”型PMMA高透光率散光罩根据LED光波长开发, 出光均匀无阴影、防眩光效果好, 控光面罩与灯体完美结合使整个灯具更加美观。先进的热管理技术, 散热优异, 确保了灯具最大光输出的持续性及色温的一致性。应用场所: 写字楼、学校、医院、高档超市、商场、酒店、公共建筑等。

736B Specification Grade Plaster Ceiling recess mount with Trim linear LED Luminaire. Housing made of high pressure extruded aluminum construction, Die-cast aluminum end cap. UV and Corrosion resistance, with durable, anti-fading and anti-scratch Electrostatic Thermo-painting finish in Architectural Silver Grey or Matt White. (Other colors available upon request). Slim Compact series with Germany imported high transmittance PMMA diffuser specially designed for LED light sources creating smooth and uniform lighting distributions (LED Dots-Free illumination), high visual comfort for all lighting applications. Advanced thermal management technology to ensure consistency of LED life span, color temperature and maximize output lumens. 736 series are also available in seamless continuous lighting system without visible dark spot or light gaps. Customized your own unique lighting system with our latest addition of system connection module accessories (L-shape / Cross-shape / T-shape). Simple and easy installation for every user. Applications: Offices, Educational Institutes, Hospitals, Warehouses, Hospitality, Retailers Etc.

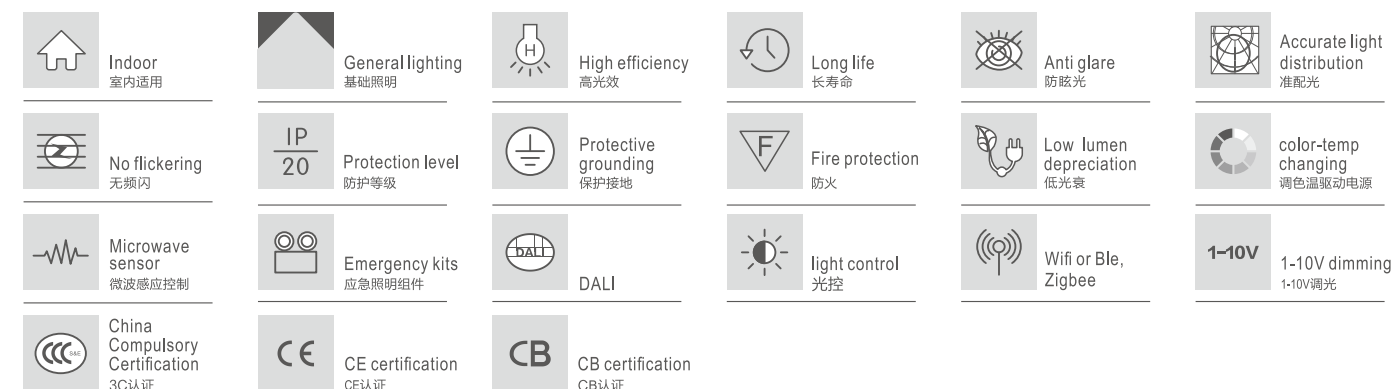
产品细节 Details



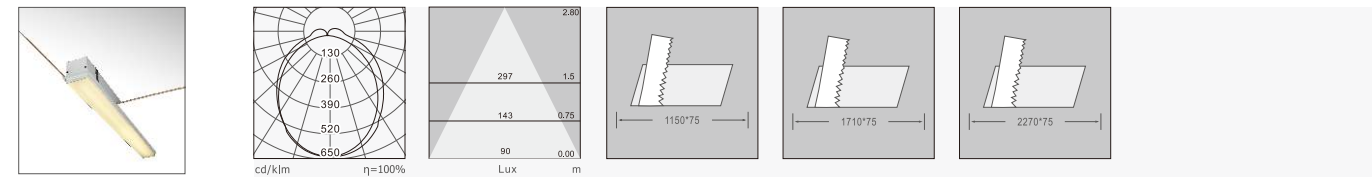
规格参数 Technical Data

名称: 736B 嵌入灯
 类型: 嵌入灯
 灯体材料: 优质铝合金
 表面处理: 静电喷涂
 控光面罩: PMMA
 光源: SMD
 整灯光效: 105 lm/W
 显色指数: ≥ 83
 色温: 3000K / 4000K / 6500K
 输入电压: 220-240V
 驱动电源: 高转换率驱动电源
 灯具寿命: 3万小时
 电气等级: I

Product name: 736B Recessed luminaire
Type: Recessed luminaires
Housing material: High-quality Aluminum alloy
Surface finish: Electrostatic thermo-painting
Diffuser material: PMMA
Light source: SMD
Luminaire efficiency: 105 lm /W
CRI: ≥ 83
Color temperature: 3000K / 4000K / 6500K
Input voltage: 220-240V
Driver: High efficiency driver
Lifespan: 30000h
Electrical grade: I



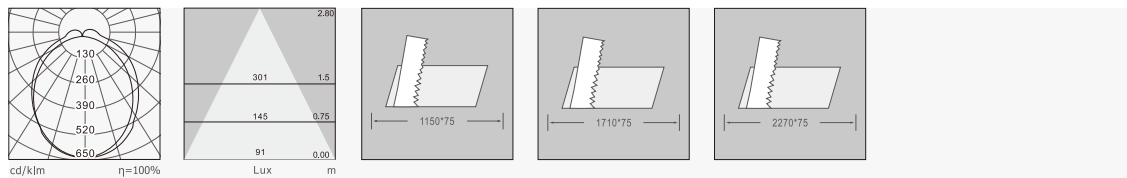
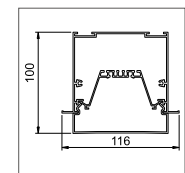
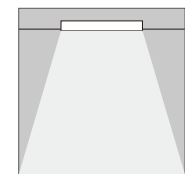
标准灯具 Standard single fitting



低功率 (HE)

CCT: 3000K
Colors: White

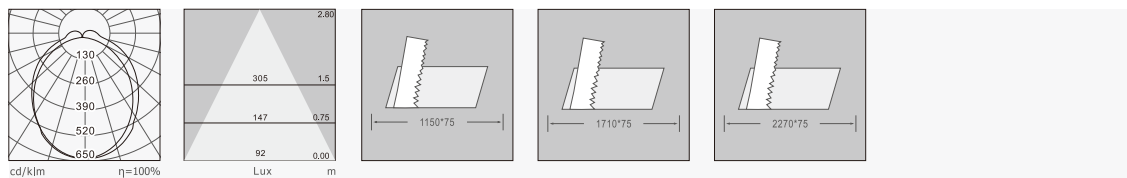
Item No	Power Flux	L*W*H
736B-RM1160T18W	18W / 1890 lm	1160*116*100
736B-RM1720T27W	27W / 2835 lm	1720*116*100
736B-RM2280T36W	36W / 3780 lm	2280*116*100



低功率 (HE)

CCT: 4000K
Colors: White

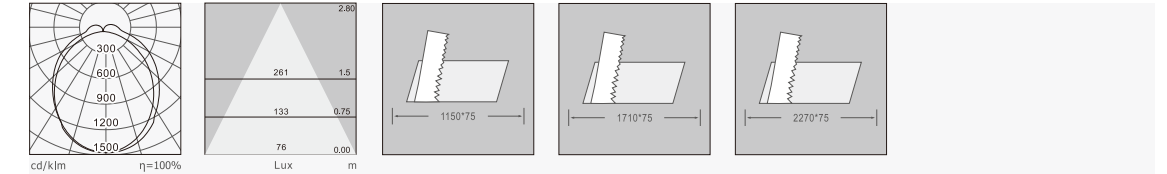
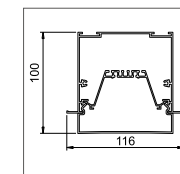
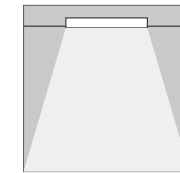

Item No	Power Flux	L*W*H
736B-RM1160T18W	18W / 1910 lm	1160*116*100
736B-RM1720T27W	27W / 2855 lm	1720*116*100
736B-RM2280T36W	36W / 3800 lm	2280*116*100



低功率 (HE)

CCT: 6500K
Colors: White

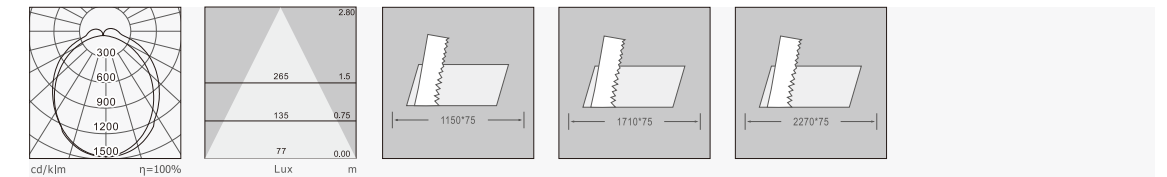
Item No	Power Flux	L*W*H
736B-RM1160T18W	18W / 1930 lm	1160*116*100
736B-RM1720T27W	27W / 2875 lm	1720*116*100
736B-RM2280T36W	36W / 3820 lm	2280*116*100



小功率 (HO-L)

CCT: 3000K
Colors: White

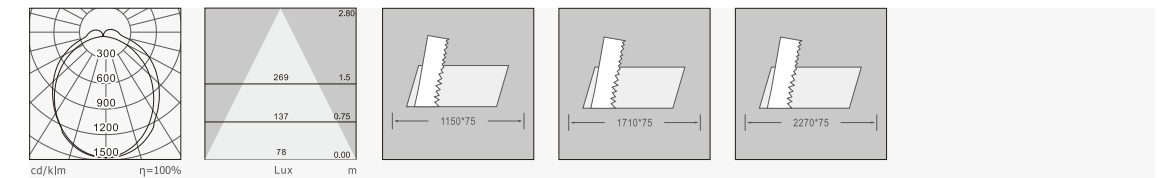
Item No	Power Flux	L*W*H
736B-RM1160T36W	36W / 3780 lm	1160*116*100
736B-RM1720T54W	54W / 5670 lm	1720*116*100
736B-RM2280T72W	72W / 7560 lm	2280*116*100



小功率 (HO-L)

CCT: 4000K
Colors: White

Item No	Power Flux	L*W*H
736B-RM1160T36W	36W / 3800 lm	1160*116*100
736B-RM1720T54W	54W / 5690 lm	1720*116*100
736B-RM2280T72W	72W / 7580 lm	2280*116*100

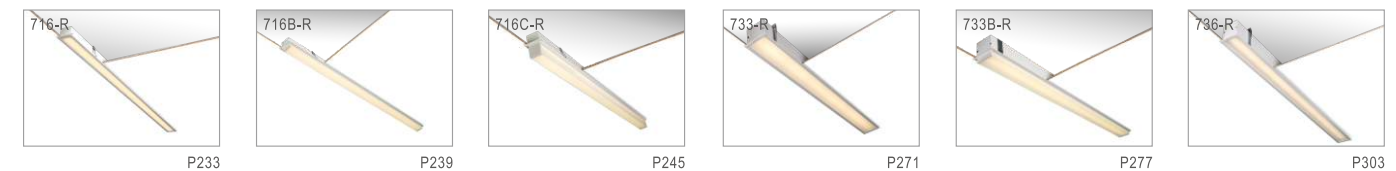


小功率 (HO-L)

CCT: 6500K
Colors: White

Item No	Power Flux	L*W*H
736B-RM1160T36W	36W / 3820 lm	1160*116*100
736B-RM1720T54W	54W / 5710 lm	1720*116*100
736B-RM2280T72W	72W / 7600 lm	2280*116*100

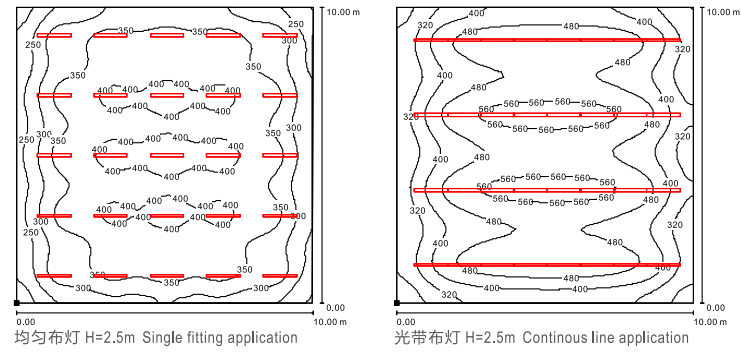
关联产品 Related products



应用参考 Application reference

Open space: 10m x 10m x 3m; reflectance (%) : ceiling80/wall50/floor20/ floor ceiling walls; illuminance is the average lux level on 0.75m working surface; "H" is the fittings installation height


开放式空间: 10m x 10m x 3m; 反射率(%): 天花板 80/墙壁50/地板20; 照度为 0.75m工作面平均照度; H为灯具安装离地高度。



Item No	Power Flux	Number	W/m ²	H=2.8m Illuminance(Lux)
736B-RM1160T18W	18W / 1890 lm	30	5.4	344
736B-RM9600T144W	144W / 15120 lm	4	5.76	446



→
Nimble-L
尼博系列
736B嵌入灯
办公场所实景图



↑
Nimble-L 尼博系列 736B嵌入灯 办公场所实景图