
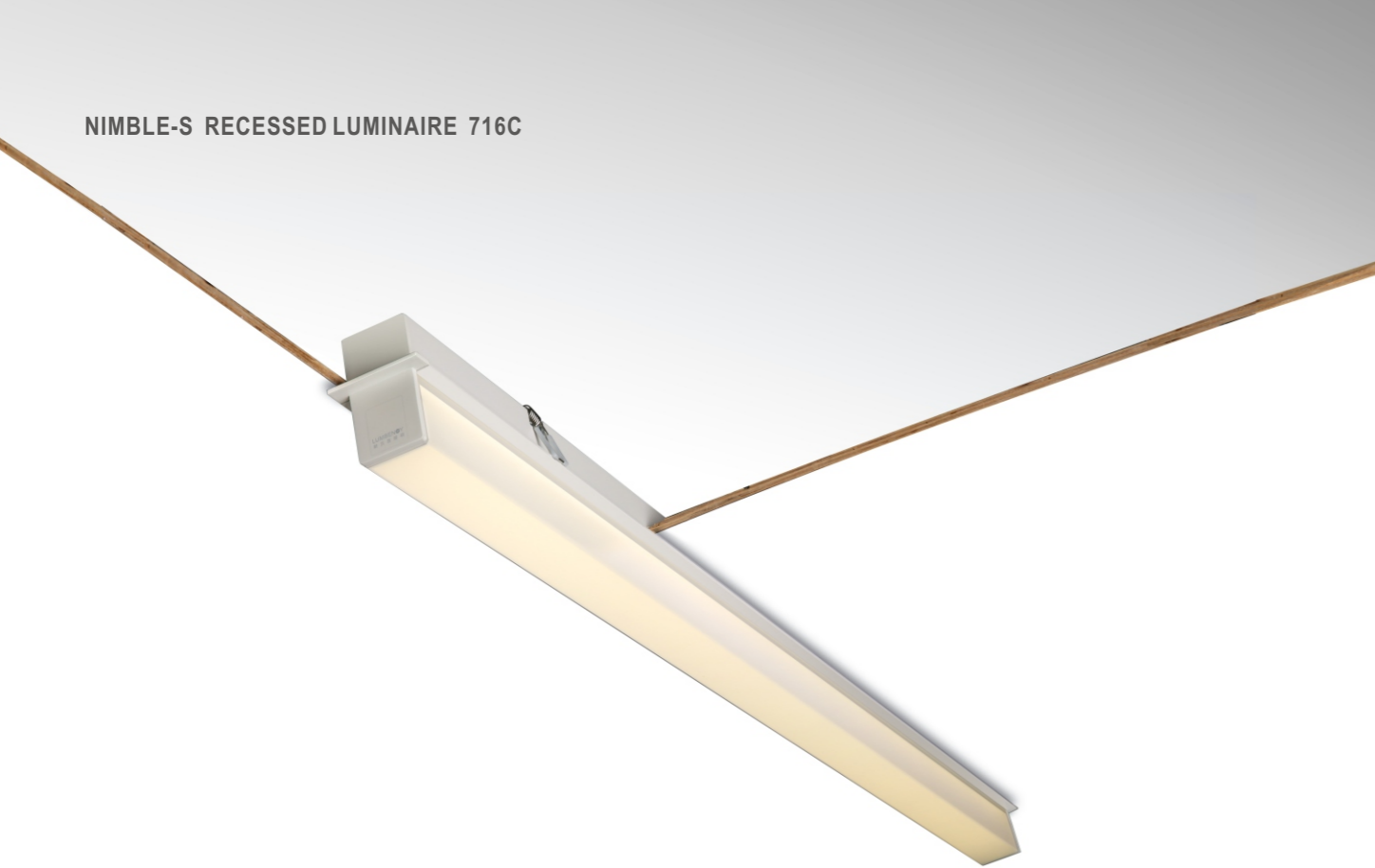


NIMBLE-S RECESSED LUMINAIRE 716C



Nimble-s 尼博

716C 嵌入灯

Recessed luminaires technical data sheet

716C 尼博线形嵌入灯, 采用优质铝合金型材灯体,压铸铝端盖, 外观尺寸比例科学, 线条硬朗美观, 结构合理, 安装维护方便灵活。“U”型PMMA面罩是根据LED光波长开发的, 出光均匀无阴影、防眩光效果好, 控光面罩与灯体完美结合使整个灯具更加美观。先进的热管理技术, 散热优异, 确保了灯具最大光输出的持续性及色温的一致性。  
应用场所: 写字楼, 学校、医院、高档超市、商场、酒店、公共建筑等。

716C Nimble-S series recessed mounted with trim linear LED Luminaire, housing made of high pressure extruded aluminum construction, die-cast aluminum end caps, light body, excellent heat dissipation, UV and Corrosion resistance. Slim Compact series with Germany imported high transmittance U-shape PMMA diffuser specially designed for LED light source creating smooth and uniform lighting distributions. Advanced thermal management technology to ensure consistency of LED life span, color temperature and maximize output lumens.

Applications: Offices, Educational Institutes, Hospitals, Warehouses, Hospitality, Retails Etc.

产品细节 Details



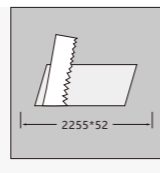
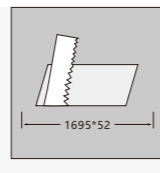
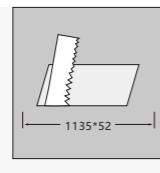
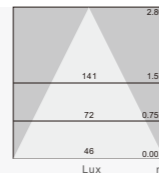
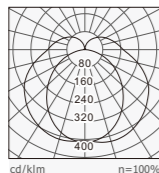


规格参数 Technical Data

名称: 716C 嵌入灯  
类型: 嵌入灯  
灯体材料: 优质铝合金  
表面处理: 静电喷涂  
控光面罩: PMMA  
光源: SMD  
整灯光效: 100 lm/W  
显色指数: ≥83  
色温: 3000K/4000K/6500K  
输入电压: 220-240V  
驱动电源: 高转换率驱动电源  
灯具寿命: 3万小时  
电气等级: I

**Product name:** 716C Recessed luminaire  
**Type:** Recessed luminaires  
**Housing material:** High-quality Aluminum alloy  
**Surface finish:** Electrostatic thermo-painting  
**Diffuser material:** PMMA  
**Light source:** SMD  
**Luminaire efficiency:** 100 lm /W  
**CRI:** ≥83  
**Color temperature:** 3000K / 4000K / 6500K  
**Input voltage:** 220-240V  
**Driver:** High efficiency driver  
**Lifespan:** 30000h  
**Electrical grade:** I

Indoor 室内适用	General lighting 基础照明	High efficiency 高光效	Long life 长寿命	Anti glare 防眩光	Accurate light distribution 准配光
No flickering 无频闪	IP 20 Protection level 防护等级	Protective grounding 保护接地	Fire protection 防火	Low lumen depreciation 低光衰	color-temp changing 调色温驱动电源
Microwave sensor 微波感应控制	Emergency kits 应急照明组件	DALI	light control 光控	Wifi or Ble, Zigbee	1-10V 1-10V dimming 1-10V调光
China Compulsory Certification 3C认证	CE certification CE认证	CB certification CB认证			

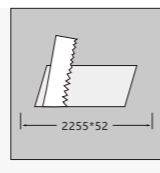
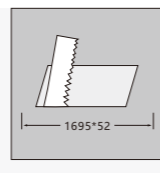
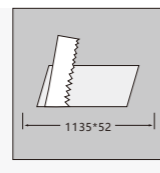
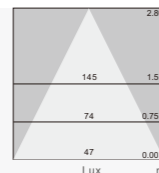
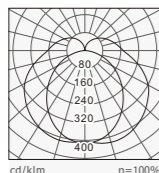
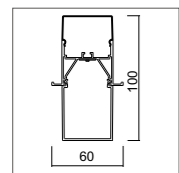
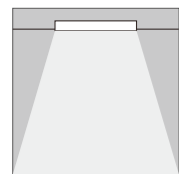
标准灯具 Standard single fitting



低功率 (HE)

CCT: 3000K  
Colors: White

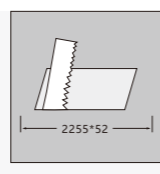
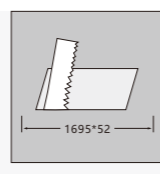
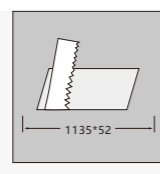
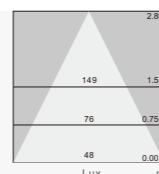
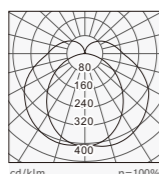
Item No	Power   Flux	L*W*H
716C-RM1147T18W	18W / 1800 lm	1147*60*100
716C-RM1707T27W	27W / 2700 lm	1707*60*100
716C-RM2267T36W	36W / 3600 lm	2267*60*100



低功率 (HE)

CCT: 4000K  
Colors: White

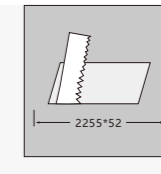
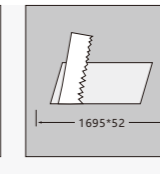
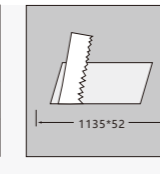
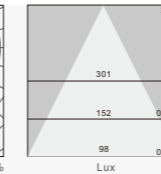
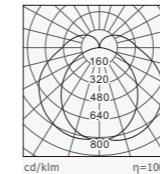
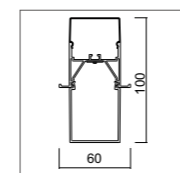
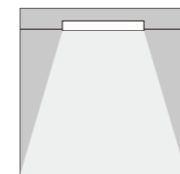

Item No	Power   Flux	L*W*H
716C-RM1147T18W	18W / 1820 lm	1147*60*100
716C-RM1707T27W	27W / 2720 lm	1707*60*100
716C-RM2267T36W	36W / 3620 lm	2267*60*100



低功率 (HE)

CCT: 6500K  
Colors: White

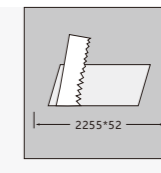
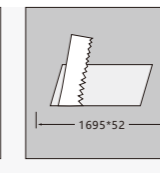
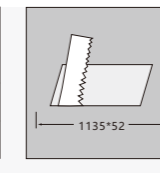
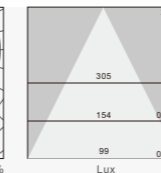
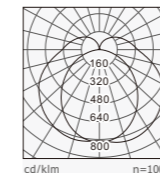
Item No	Power   Flux	L*W*H
716C-RM1147T18W	18W / 1840 lm	1147*60*100
716C-RM1707T27W	27W / 2740 lm	1707*60*100
716C-RM2267T36W	36W / 3640 lm	2267*60*100



小功率 (HO-L)

CCT: 3000K  
Colors: White

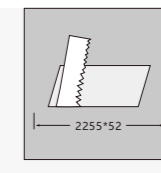
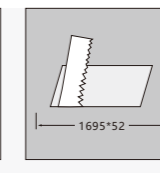
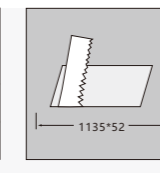
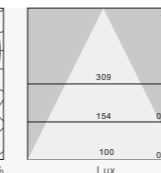
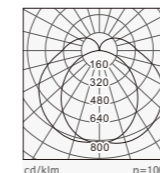
Item No	Power   Flux	L*W*H
716C-RM1147T36W	36W / 3600 lm	1147*60*100
716C-RM1707T54W	54W / 5400 lm	1707*60*100
716C-RM2267T72W	72W / 7200 lm	2267*60*100



小功率 (HO-L)

CCT: 4000K  
Colors: White

Item No	Power   Flux	L*W*H
716C-RM1147T36W	36W / 3620 lm	1147*60*100
716C-RM1707T54W	54W / 5420 lm	1707*60*100
716C-RM2267T72W	72W / 7220 lm	2267*60*100



小功率 (HO-L)

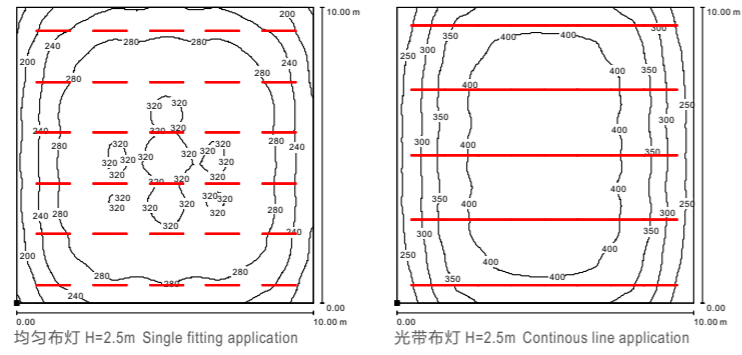
CCT: 6500K  
Colors: White

Item No	Power   Flux	L*W*H
716C-RM1147T36W	36W / 3640 lm	1147*60*100
716C-RM1707T54W	54W / 5440 lm	1707*60*100
716C-RM2267T72W	72W / 7240 lm	2267*60*100

应用参考 Application reference

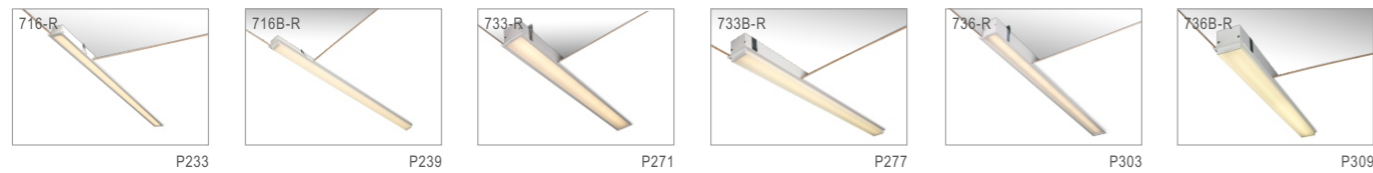
**Open space:** 10m x 10m x 3m; reflectance (%): ceiling80/wall50/floor20/ floor ceiling walls; illuminance is the average lux level on 0.75m working surface; "H" is the fittings installation height

**开放式空间:** 10m x 10m x 3m; 反射率(%): 天花板 80/墙壁50/地板20; 照度为 0.75m工作面平均照度; H为灯具安装离地高度。



Item No	Power   Flux	Number	W/m <sup>2</sup>	H=2.8m Illuminance(Lux)
716C-RM1147T18W	18W / 1800 lm	36	5.4	275
716C-RM9600T144W	144W / 14400 lm	5	7.2	364

关联产品 Related products



↑  
Nimble-S 尼博系列 716C嵌入灯 实景图